

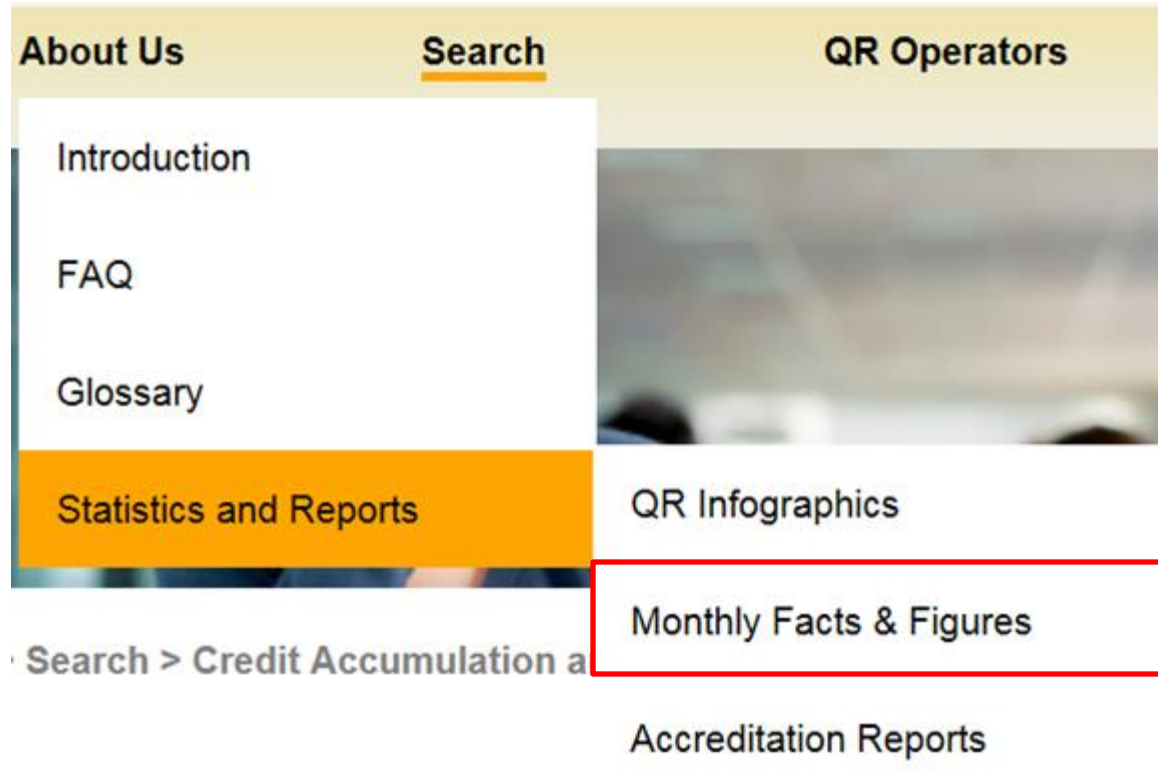


QR System Enhancements and Developments

Questions

- QR developed 10+ years
 - No. of Current Qualifications?
 - No. of Operators with Qualifications published?
 - Distribution of Current Qualifications
 - by Provider Type?
 - by QF Level?
 - by Area of Study and Training?

QR Statistics and Reports - Monthly Facts & Figures



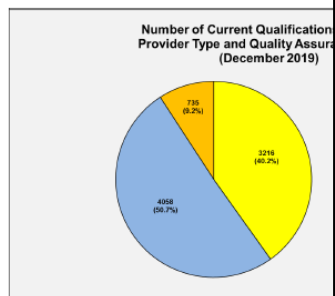
QR Statistics and Reports - Monthly Facts & Figures

QR Facts & Figures


Year to Year Comparison

	December 2019
Number of Current Qualifications	8,009
Number of Operators with Qualifications Published	243

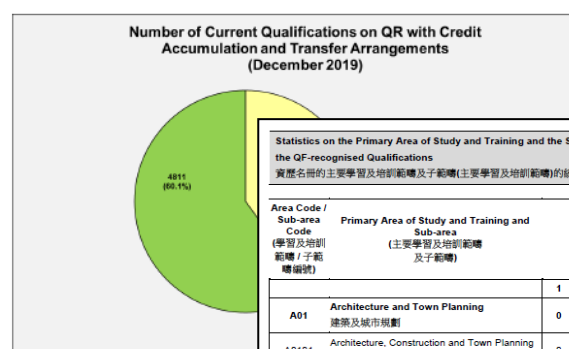
Number of Current Qualifications on QR by Provider Type and Quality Assurance



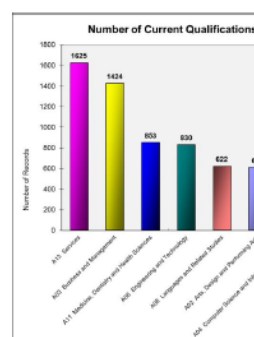
Number of Current Qualifications on QR by Level



Number of Current Qualifications on QR with Credit Accumulation and Transfer Arrangements



Number of Current Qualifications on QR by Area Code



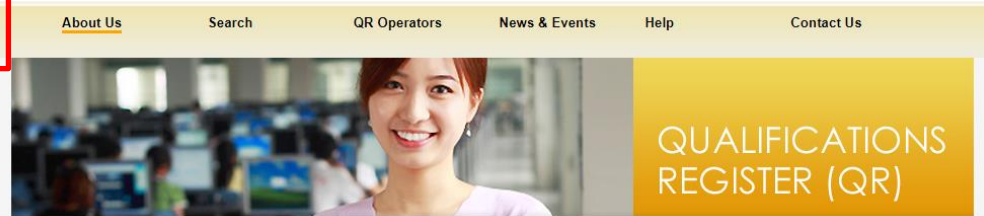
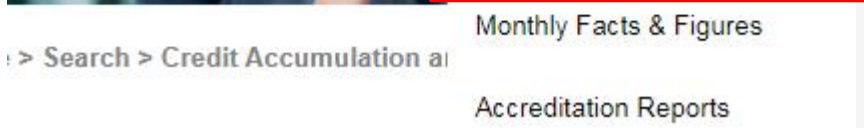
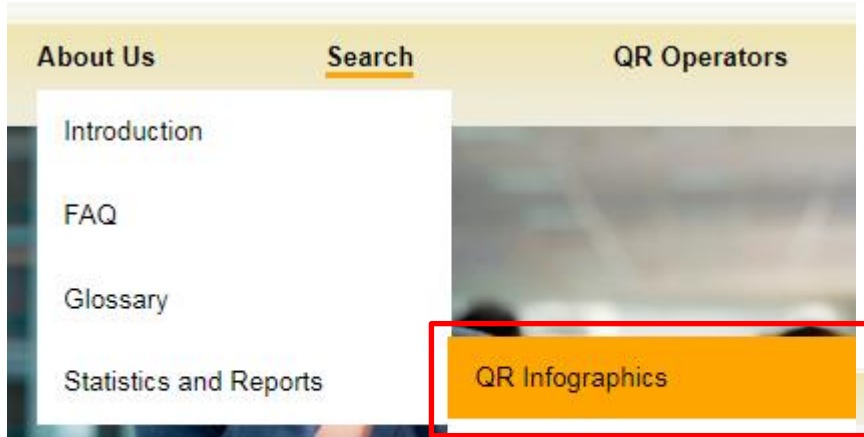
Statistics on the Primary Area of Study and Training and the Sub-area (Primary Area of Study and Training) of the QF-recognised Qualifications
資歷名冊的主要學習及培訓範疇及子範疇(主要學習及培訓範疇)的統計數字

Area Code / Sub-area Code (學習及培訓範疇 / 子範疇)	Primary Area of Study and Training (主要學習及培訓範疇)	Sub-area (子範疇)	Level	1	2	3	4
A01	Architecture and Town Planning (建築及城市規劃)			0	4	34	59
A0101	Architecture, Construction and Town Planning (建築、建造及城市規劃)			0	2	20	32
A0102	Construction Management (建造業管理)			0	0	5	5
A01	N/A*			0	2	9	16
A02	Arts, Design and Performing Arts (藝術、設計、表演藝術)			10	30	98	36
A0201	Arts Management (藝術管理)			0	0	0	0
A0202	Design and Other Creative Industries (設計及其他創意產業)			9	13	51	30
A0203	Fine Arts and Visual Arts (藝術及視覺藝術)			0	1	1	2
A0204	Performing Arts (表演藝術)			1	5	7	14
A02	N/A*			0	11	39	38
A03	Business and Management (商業及管理)			140	176	188	39
A0301	Accounting, Finance and Investment (會計、財務及投資)			8	8	11	8
A0302	Banking (銀行)			0	0	6	13
A0303	Economics (經濟)			0	0	0	0
A0304	Estates Agency (物業代理)			0	0	0	0
A0305	General Business Management (綜合商業管理)			15	54	13	38

Non-local Qualifications
非本地資歷

Local Operator (本地營辦者)	Award Granting Body (資歷頒授者)	Level (級別)			Total (總計)
		4	5	6	
HKU School of Professional and Continuing Education	Edinburgh Napier University	0	2	0	2
	Swinburne University of Technology	0	1	0	1
	The University of Hull	0	5	0	5
	University of London	0	7	0	7
	University of Northumbria at Newcastle	0	2	0	2
	University of Plymouth	0	6	0	6
Hong Kong Art School	Royal Melbourne Institute of Technology University	0	1	0	1
Hong Kong Baptist University, School of Continuing Education	University of South Australia	0	5	0	5
Hong Kong Institute of Technology	Teesside University	0	5	1	6
	University of West London	0	5	0	5
Hong Kong Police College	Canadian Police College	0	0	1	1
SCAD Foundation (Hong Kong) Limited	Savannah College of Art and Design, Inc	0	13	4	17
School for Higher and Professional Education, Vocational Training Council	Birmingham City University	0	4	0	4
	Coventry University	0	11	0	11
	Nottingham Trent University	0	2	0	2
	Royal Melbourne Institute of Technology	0	5	0	5
	Sheffield Hallam University	0	8	0	8
	Solent University	0	1	0	1
	University for the Creative Arts	0	1	0	1
	University of Central Lancashire	0	5	0	5
	University of Hull	0	1	0	1
	University of Lincoln	0	2	0	2
	University of Northumbria at Newcastle	0	6	0	6
University of the West of England, Bristol	0	5	0	5	

QR Statistics and Reports - QR Infographics



Home > About Us > Statistics and Reports > QR Infographics

QR Infographics

Font Size : [A](#) [A](#) [A](#)

QR Infographics is an initiative put in place to provide visual overview of the nature of the current qualifications on QR. Users may select any month from April 2019 onwards for the display of the Infographics. Historical data is compiled at the end of the selected month, while graphics of the current month is compiled from the real-time data.

A variety of Infographics are accessible through simple clicks, including:

- Number of qualifications
 - By Quality Assurance (QA) Status
 - By QF Level
 - By Area of Study and Training
 - With Credit Accumulation and Transfer (CAT) arrangement;
- Distribution of CAT programmes on QR by Types of CAT; and
- Distribution of New CAT Programmes on QR by Types of CAT and QA Status

Click to view the QR Infographics



QR Statistics and Reports - QR Infographics

Figure

Number of Qualifications on QR by QA Status

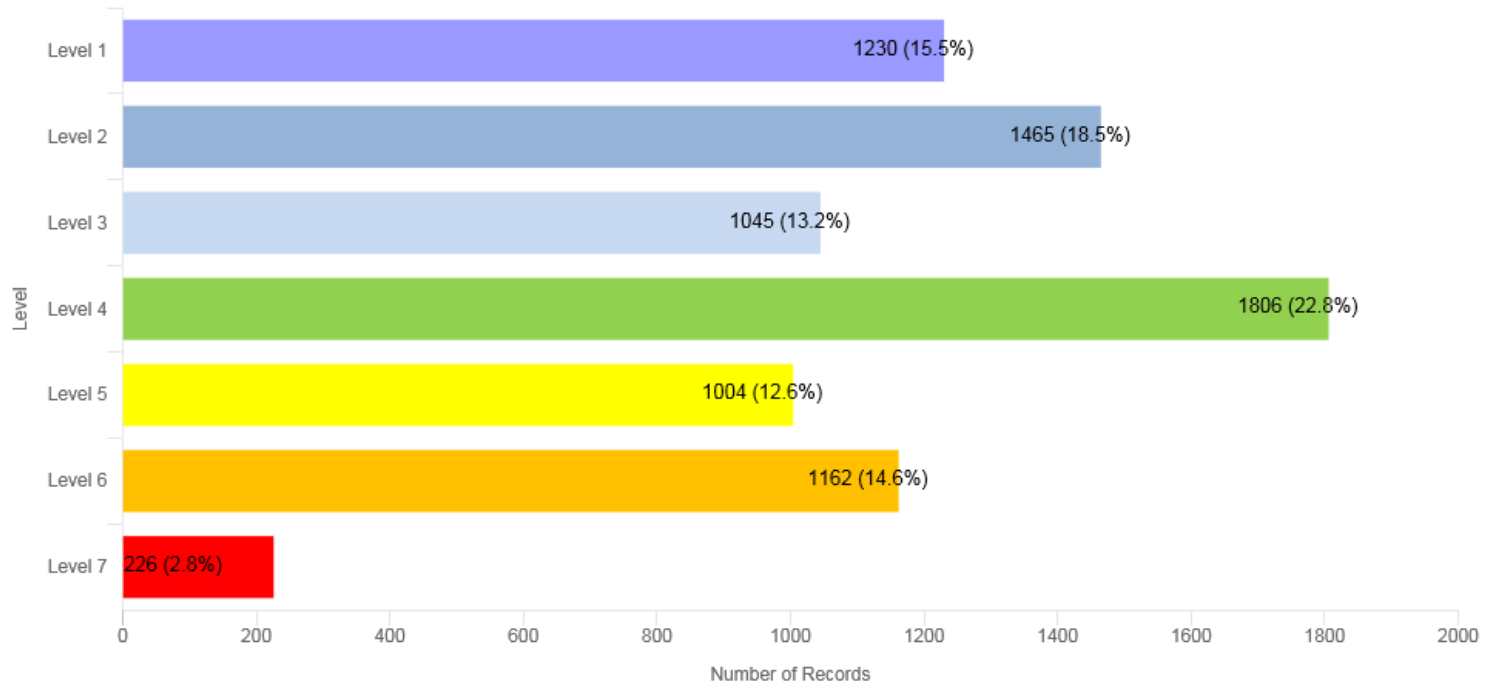
Number of Qualifications on QR by QA Status

Number of Qualifications on QR by QF Level

As At
01/2020

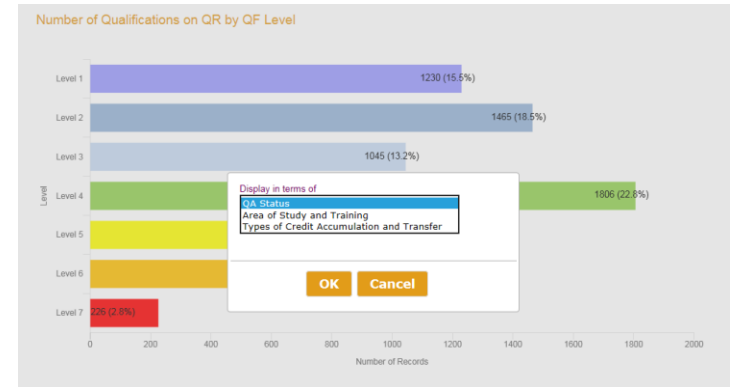
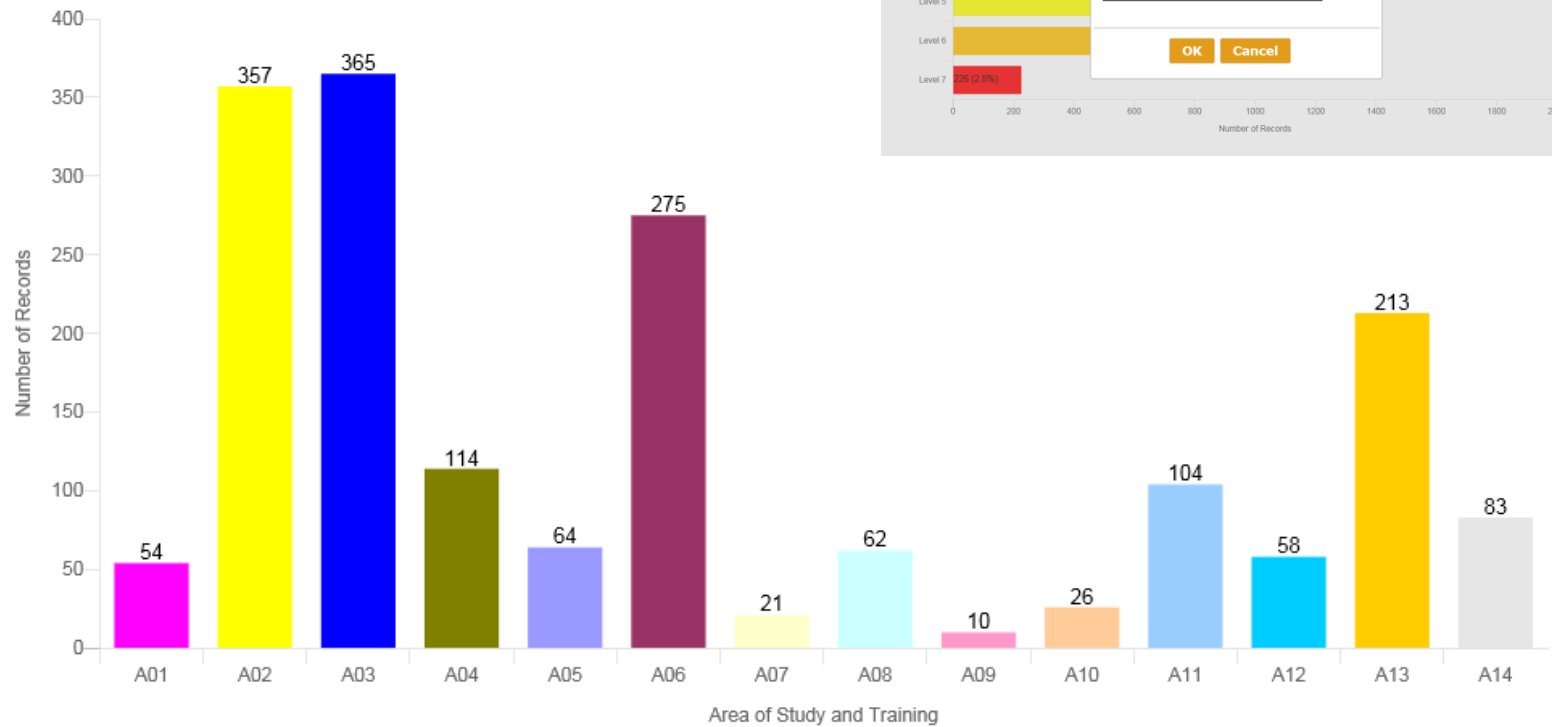
Reset Search

Number of Qualifications on QR by QF Level



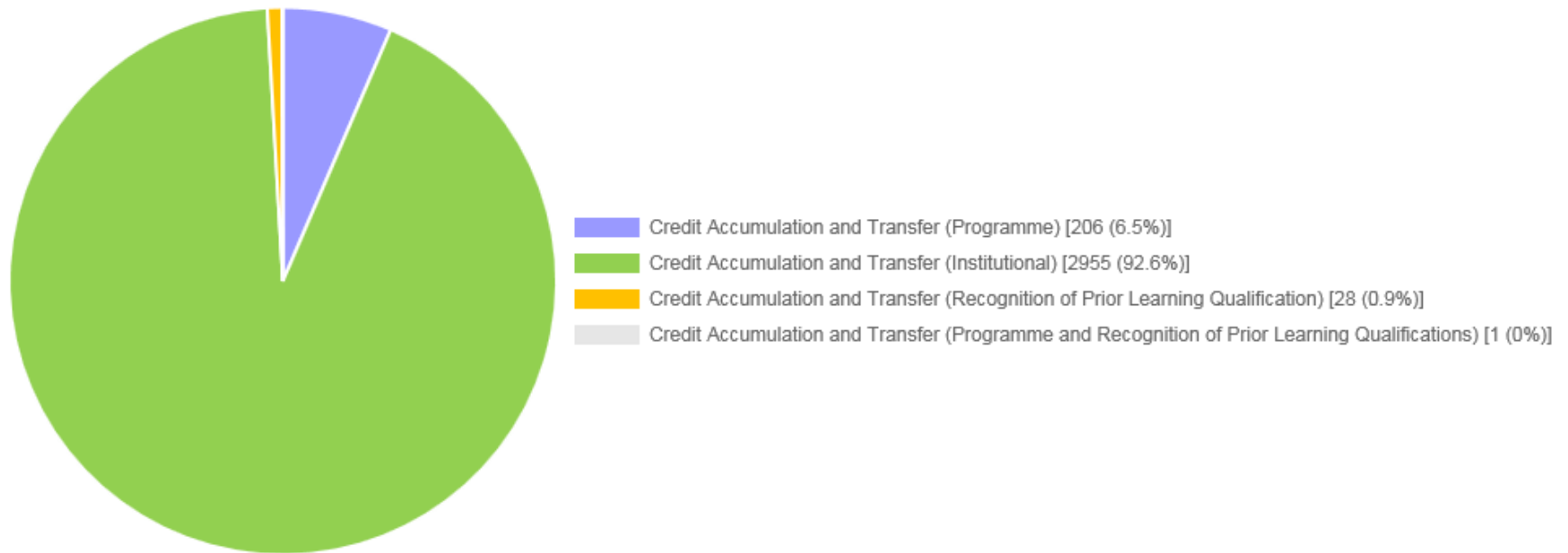
QR Statistics and Reports - QR Infographics

Number of Qualifications on QR by QF Level (Level 4)



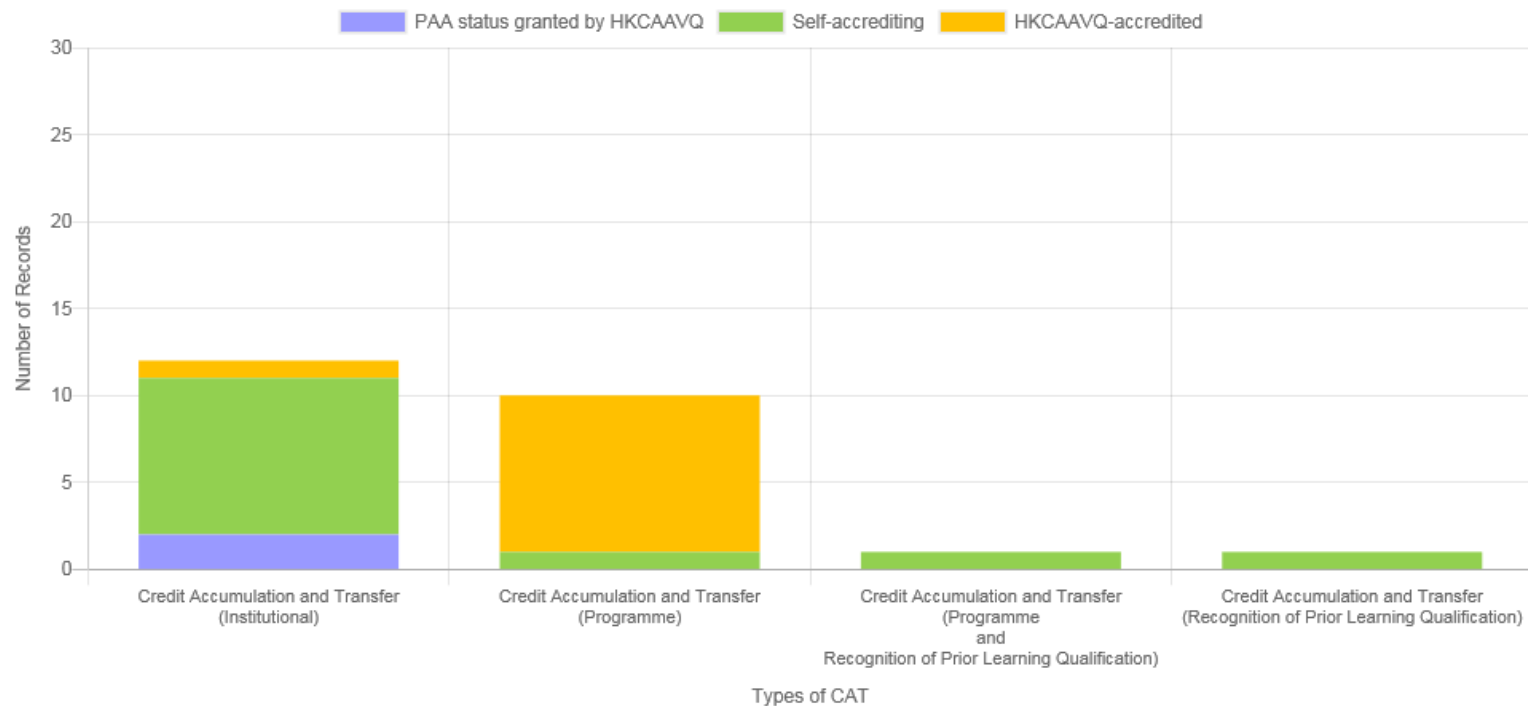
QR Statistics and Reports - QR Infographics

Distribution of Credit Accumulation and Transfer (CAT) Programmes on QR by Types of CAT



QR Statistics and Reports - QR Infographics

Distribution of New Credit Accumulation and Transfer (CAT) Programmes on QR by Types of CAT and QA Status (if applicable)



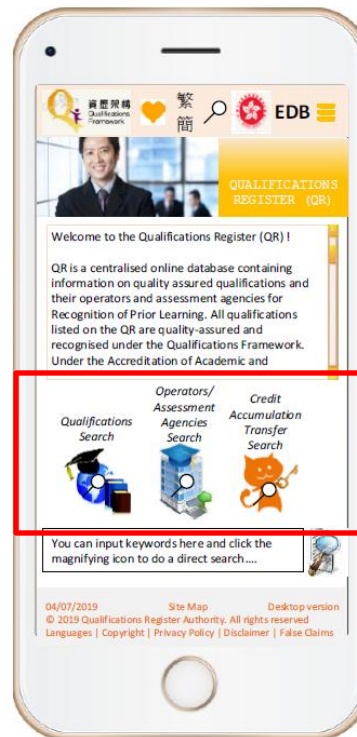
QR Mobile Version

- To be launched by end 2020
- Target for public users
- Focus on information search on QR
- Simple and easy to use
- Incorporated with common mobile functions

QR Mobile Version

A preview

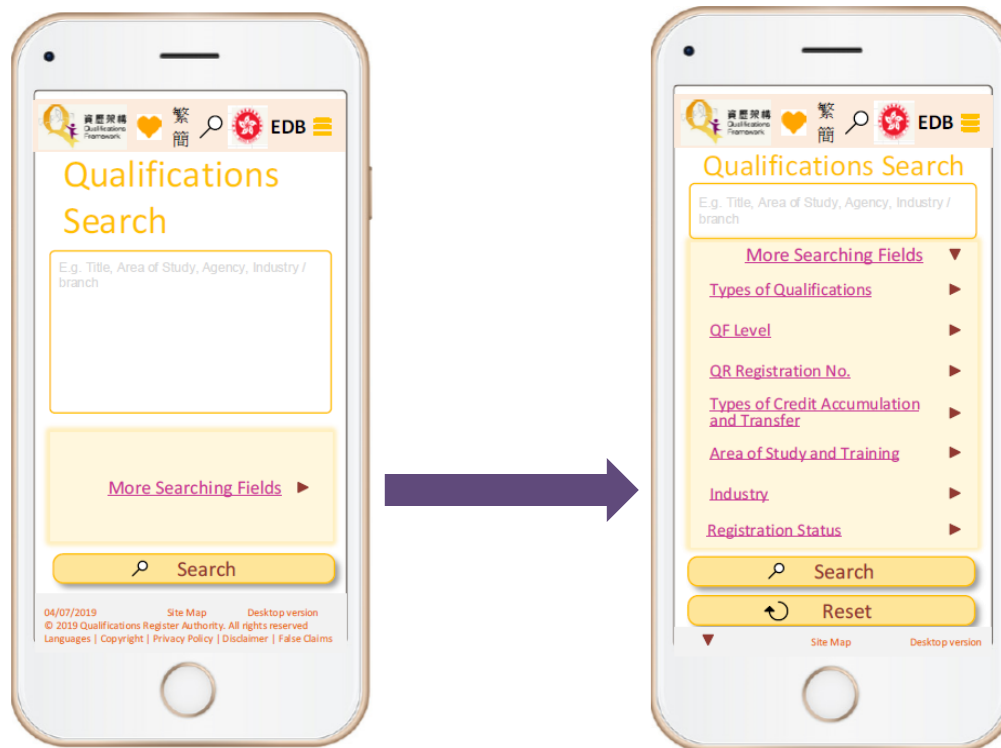
- Quick access to the Search



QR Mobile Version

A preview

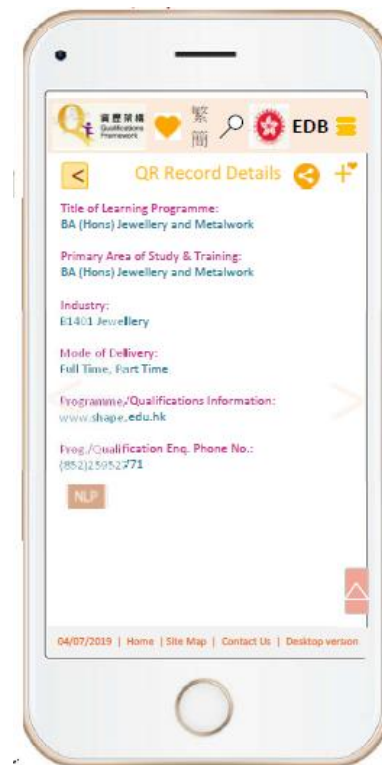
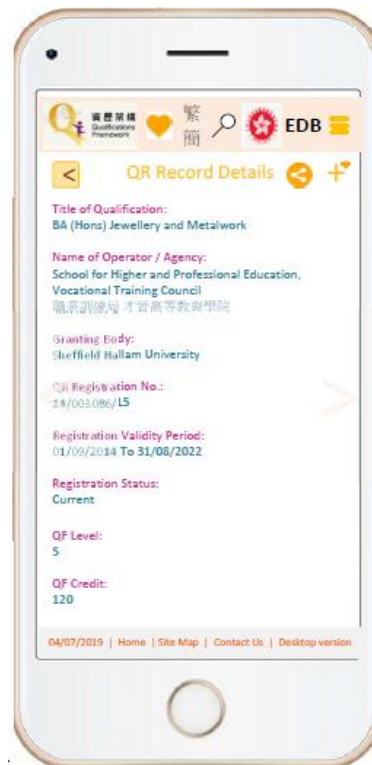
- Simplified and enhanced Keyword search



QR Mobile Version

A preview

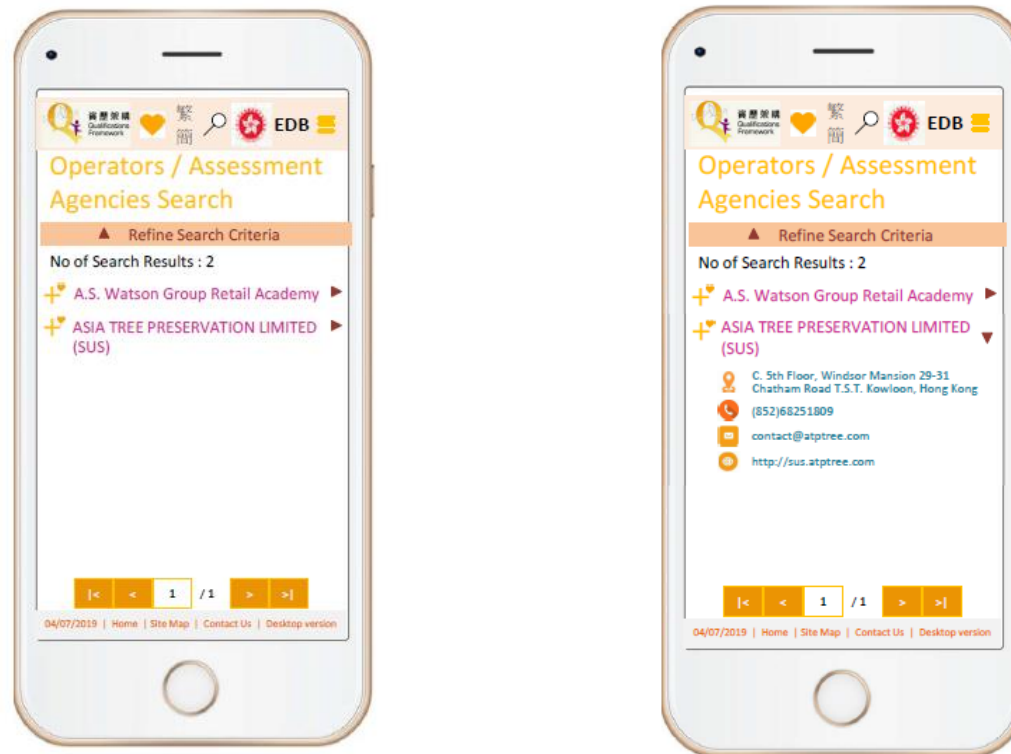
- Qualifications Search



QR Mobile Version

A preview

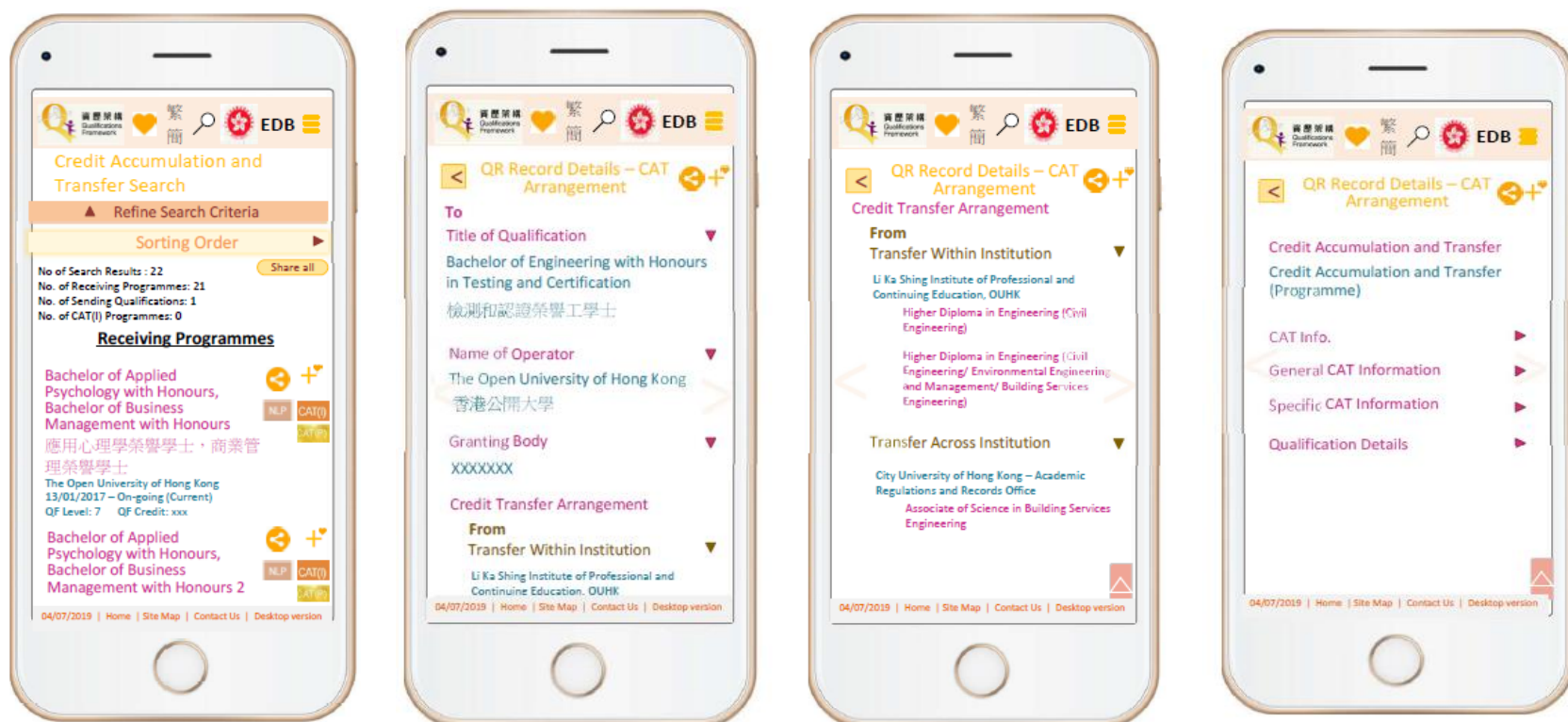
- Operators / Assessment Agencies Search



QR Mobile Version

A preview

- Credit Accumulation and Transfer (CAT) Search



QR Mobile Version

A preview

- + Mobile functions

